

GCE

Physics A

Unit **H156/01**: Breadth in physics

Advanced Subsidiary GCE

Mark Scheme for June 2016

OCR (Oxford Cambridge and RSA) is a leading UK awarding body, providing a wide range of qualifications to meet the needs of candidates of all ages and abilities. OCR qualifications include AS/A Levels, Diplomas, GCSEs, Cambridge Nationals, Cambridge Technicals, Functional Skills, Key Skills, Entry Level qualifications, NVQs and vocational qualifications in areas such as IT, business, languages, teaching/training, administration and secretarial skills.

It is also responsible for developing new specifications to meet national requirements and the needs of students and teachers. OCR is a not-for-profit organisation; any surplus made is invested back into the establishment to help towards the development of qualifications and support, which keep pace with the changing needs of today's society.

This mark scheme is published as an aid to teachers and students, to indicate the requirements of the examination. It shows the basis on which marks were awarded by examiners. It does not indicate the details of the discussions which took place at an examiners' meeting before marking commenced.















All examiners are instructed that alternative correct answers and unexpected approaches in candidates' scripts must be given marks that fairly reflect the relevant knowledge and skills demonstrated.

Mark schemes should be read in conjunction with the published question papers and the report on the examination.

OCR will not enter into any discussion or correspondence in connection with this mark scheme.

© OCR 2016

Annotations available in RM Assessor

| Annotation | Meaning |
|---|--|
|  | Benefit of doubt given |
|  | Contradiction |
|  | Incorrect response |
|  | Error carried forward |
|  | Level 1 |
|  | Level 2 |
|  | Level 3 |
|  | Transcription error |
|  | Benefit of doubt not given |
|  | Power of 10 error |
|  | Omission mark |
|  | Error in number of significant figures |
|  | Correct response |
|  | Wrong physics or equation |

Abbreviations, annotations and conventions used in the detailed Mark Scheme (to include abbreviations and subject-specific conventions).

| Annotation | Meaning |
|-------------------|---|
| / | alternative and acceptable answers for the same marking point |
| reject | Answers which are not worthy of credit |
| not | Answers which are not worthy of credit |
| Ignore | Statements which are irrelevant |
| Allow | Answers that can be accepted |
| () | Words which are not essential to gain credit |
| — | Underlined words must be present in answer to score a mark |
| ECF | Error carried forward |
| AW | Alternative wording |
| ORA | Or reverse argument |

CATEGORISATION OF MARKS

The marking schemes categorise marks on the MACB scheme.

B marks: These are awarded as independent marks, which do not depend on other marks. For a **B**-mark to be scored, the point to which it refers must be seen specifically in the candidate's answers.

C marks: These are compensatory method marks which can be scored even if the points to which they refer are not written down by the candidate, providing subsequent working gives evidence that they must have known it. For example, if an equation carries a **C**-mark and the candidate does not write down the actual equation but does correct working which shows the candidate knew the equation, then the **C**-mark is given.

M marks: These are method marks upon which **A**-marks (accuracy marks) later depend. For an **M**-mark to be scored, the point to which it refers must be seen in the candidate's answers. If a candidate fails to score a particular **M**-mark, then none of the dependent **A**-marks can be scored.

A marks: These are accuracy or answer marks, which either depend on an **M**-mark, or allow a **C**-mark to be scored.

Note about significant figures:

If the data given in a question is to 2 sf, then allow to 2 or more significant figures.

If an answer is given to fewer than 2 sf, then penalise once only in the entire paper.

Any exception to this rule will be mentioned in the Guidance.

SECTION A

| Question | Answer | Marks | Guidance |
|----------|--------------|-----------|----------|
| 1 | C | 1 | |
| 2 | B | 1 | |
| 3 | C | 1 | |
| 4 | D | 1 | |
| 5 | B | 1 | |
| 6 | A | 1 | |
| 7 | B | 1 | |
| 8 | B | 1 | |
| 9 | A | 1 | |
| 10 | C | 1 | |
| 11 | D | 1 | |
| 12 | B | 1 | |
| 13 | C | 1 | |
| 14 | C | 1 | |
| 15 | C | 1 | |
| 16 | A | 1 | |
| 17 | D | 1 | |
| 18 | C | 1 | |
| 19 | D | 1 | |
| 20 | B | 1 | |
| | Total | 20 | |

SECTION B

| Question | | Answer | Marks | Guidance |
|--------------|-----|--|----------|--|
| 21 | (a) | Mass is a scalar (quantity) and velocity is a vector (quantity). | B1 | |
| | | (Addition of) velocity depends on direction / sign / vector triangle / resolving (ORA) | B1 | Allow 'Velocity can be cancelled out' |
| | (b) | (i) | B1 | Allow arrows in correct directions anywhere on Fig. 21 Not arrow for the tension parallel to the ramp Not arrow perpendicular to the ramp for the weight Not two arrow heads in opposite directions along the string for the tension |
| | | (ii) | C1 A1 | Note: Apply SF penalty if 0.7 s is on the answer line or the final answer Allow 1 mark for 0.40 (s); 9.8 m s ⁻² used instead of 3.0 m s ⁻² Allow full credit for alternative methods, e.g: $v^2 = 2 \times 0.80 \times 3.0$; $v = 2.19$ (m s ⁻¹) $t = \frac{2.19}{3.0}$ C1 $t = 0.73$ (s) A1 |
| Total | | | 5 | |

| Question | | Answer | Marks | Guidance |
|--------------|-----|---|---|---|
| 22 | (a) | The gradient remains the same | B1 | Note: This mark is for the idea that the gradient / slope (of the line) remains the same Allow: The line is (just) shifted (to the right) by the same amount (AW) |
| | (b) | Gradient determined from Fig. 22 <u>and</u> gradient = 16 gradient = $2a$ $(F = ma); F = 920 \times 8.0$ $F = 7.4 \times 10^3$ (N) | C1 C1 A1 | Allow ± 0.5 for the value of the gradient Not u^2/x value using the line or a data point because the gradient is not determined Allow this mark even if gradient = a Possible ECF for this A1 mark if the gradient is determined but its value is outside the range 15.5 to 16.5 and the second C1 mark has also been scored Note: The answer to 3 SF is 7360 (N) Note: $F = 920 \times 16 = 14720$ (N) can score the first C1 mark |
| Total | | | 4 | |

| Question | | Answer | Marks | Guidance | |
|--------------|-----|--|---|--|---|
| 23 | (a) | <p>pressure = $\frac{\text{weight (of cylinder)}}{\text{area}}$</p> <p>Weight (of cylinder) determined using a newtonmeter or Measure mass (of cylinder) using balance / scale(s) <u>and</u> multiplying by $g / 9.8(1 \text{ m s}^{-2})$</p> <p>Area determined by measuring the diameter with a ruler / vernier callipers / micrometer <u>and</u> then using (area =) $\pi \times r^2$</p> <p>A sensible suggestion that reduces the % uncertainty: Use micrometer / (vernier) calipers / travelling microscope Use balance / newtonmeter with <u>smaller</u> division (AW)</p> | <p>B1</p> <p>B1</p> <p>B1</p> <p>B1</p> | <p>Note: In this question any symbols used must be defined or previously mentioned Note: Allow full credit for alternative methods, e.g. using the equation pressure = height \times density \times g</p> <p>Allow force/area</p> <p>Not 'gravity' for g</p> <p>Not measure radius Allow other correct methods</p> <p>Not 'repeat readings (of diameter etc.)' because this procedure improves the accuracy and not the precision Allow balance / newtonmeter with 'high resolution'</p> | |
| | (b) | (i) | The upthrust is equal to the <u>weight</u> of the fluid / liquid / water / air displaced | B1 | |
| | | (ii) | <p>(upthrust =) $9.0 - 7.8 \text{ (N)}$ or (mass =) $9.0/9.8(1)$</p> <p>$V = \frac{(1.2/9.81)}{1000}$ or $V = 1.2(23) \times 10^{-4} \text{ (m}^3\text{)}$</p> <p>$\rho = \frac{(9.0/9.81)}{1.223 \times 10^{-4}}$</p> <p>$\rho = 7.5 \times 10^3 \text{ (kg m}^{-3}\text{)}$</p> | <p>C1</p> <p>C1</p> <p>A1</p> | <p>Note: This C1 mark for determining the upthrust (1.2 N) or the mass (0.92 kg) of the cylinder</p> <p>Allow full credit for alternative methods, e.g: $\rho = \left(\frac{9.0}{1.2}\right) \times 1000 = 7.5 \times 10^3 \text{ (kg m}^{-3}\text{)}$</p> |
| Total | | | 8 | | |

| Question | | Answer | Marks | Guidance |
|--------------|-----|--|--------------------------------------|--|
| 24 | (a) | (Resultant) force is (directly) proportional / equal to the rate of change of momentum | B1 | Not force = mass \times acceleration Not 'force \propto change in momentum <u>over</u> time' |
| | (b) | (i) | B1 | Not: <u>kinetic</u> energy |
| | | (ii) | B1 B1 | Not 'This is because action = reaction' Not Newton's third law Allow 1 mark for a correct graph if there is no description or explanation |
| | (c) | <p><i>Method 1: Momentum is conserved</i></p> <p>$1.7 \times 10^{-27} \times 500$ or $1.7 \times 10^{-27} \times (-) 420$ or $2.0 \times 10^{-26} \times v$</p> <p>$1.7 \times 10^{-27} \times 500 = 1.7 \times 10^{-27} \times -420 + 2.0 \times 10^{-26} \times v$</p> <p>$v = 78 \text{ (m s}^{-1}\text{)}$</p> <p><i>Method 2: Kinetic energy is conserved</i></p> <p>$\frac{1}{2} \times 1.7 \times 10^{-27} \times 500^2$ or $\frac{1}{2} \times 1.7 \times 10^{-27} \times 420^2$ or $\frac{1}{2} \times 2.0 \times 10^{-26} \times v^2$</p> <p>$\frac{1}{2} \times 1.7 \times 10^{-27} \times 500^2 = \frac{1}{2} \times 1.7 \times 10^{-27} \times 420^2 + \frac{1}{2} \times 2.0 \times 10^{-26} \times v^2$</p> <p>$v = 79 \text{ (m s}^{-1}\text{)}$</p> | C1 C1 A1 C1 C1 A1 | Allow 1 mark for $6.8 \text{ (m s}^{-1}\text{)}$; + 420 used instead of - 420 Allow full credit for correct use of 'velocity of approach = - velocity of recession', e.g: 'speed' of approach = (-) 'speed' of recession C1 500 = v + 420 C1 v = 80 (m s ⁻¹) A1 |
| Total | | | 7 | |

| Question | | | Answer | Marks | Guidance | | | | | | | | |
|---|---|------|---|--|--|--------|------|---|---|---------------------|---------------------|-----------------------------|-----------------------------|
| 25 | (a) | (i) | <p>Similarity – same unit (AW)</p> <p>Difference – For e.m.f, energy is transformed from chemical / other forms to electrical and for p.d., energy is transformed to heat / other forms from electrical</p> | <p>B1</p> <p>B1</p> | <p>Allow ‘both defined as energy (transformed) per unit charge’ or ‘both defined as work done per unit charge’</p> <p>Allow any pair from:</p> <table border="1"> <thead> <tr> <th>e.m.f.</th> <th>p.d.</th> </tr> </thead> <tbody> <tr> <td>Energy (transformed) <u>to</u> electrical</td> <td>Energy (transformed) <u>from</u> electrical or Energy (transformed) <u>to</u> heat /other forms</td> </tr> <tr> <td>Charges gain energy</td> <td>Charges lose energy</td> </tr> <tr> <td>Work done <u>on</u> charges</td> <td>Work done <u>by</u> charges</td> </tr> </tbody> </table> | e.m.f. | p.d. | Energy (transformed) <u>to</u> electrical | Energy (transformed) <u>from</u> electrical or Energy (transformed) <u>to</u> heat /other forms | Charges gain energy | Charges lose energy | Work done <u>on</u> charges | Work done <u>by</u> charges |
| e.m.f. | p.d. | | | | | | | | | | | | |
| Energy (transformed) <u>to</u> electrical | Energy (transformed) <u>from</u> electrical or Energy (transformed) <u>to</u> heat /other forms | | | | | | | | | | | | |
| Charges gain energy | Charges lose energy | | | | | | | | | | | | |
| Work done <u>on</u> charges | Work done <u>by</u> charges | | | | | | | | | | | | |
| | | (ii) | $n = \frac{9.6 \times 10^{16}}{1.2 \times 10^{-6} \times 6.0 \times 10^{-3}} \quad \text{or} \quad n = 1.3(3\dots) \times 10^{25} \text{ (m}^{-3}\text{)}$ <p>$(I = Anev)$</p> $0.003 = 1.2 \times 10^{-6} \times 1.33\dots \times 10^{25} \times 1.6 \times 10^{-19} \times v$ $v = 1.2 \times 10^{-3} \text{ (m s}^{-1}\text{)}$ | <p>C1</p> <p>C1</p> <p>A1</p> | <p>Note Any subject for this equation</p> <p>Allow 1 mark for $1.6(3) \times 10^5 \text{ (m s}^{-1}\text{)}$; $n = 9.6 \times 10^{16}$ used</p> | | | | | | | | |

| Question | | Answer | Marks | Guidance |
|--------------|-----|--|---|---|
| | (b) | <p>Circuit with cell in series with an ammeter and variable resistor. A voltmeter is connected across the variable resistor / (terminals of the) cell</p> <p>Measure current and p.d. / voltage across variable resistor / cell</p> <p>Correct description of how to get multiple readings (of current or p.d) E.g. change the resistance of the variable resistor / use different value resistors, etc.</p> <p>$(E = V + Ir)$ Plot a graph of V against I <u>and</u> the gradient (of the graph / line) is equal to $(-)$ r (AW)</p> | <p>B1</p> <p>B1</p> <p>B1</p> <p>B1</p> | <p>Allow this B1 mark for a clearly drawn circuit with correct symbols for the cell, variable resistor, voltmeter and ammeter. Allow a battery symbol instead of symbol for a cell</p> <p>Allow 'terminal p.d.' for p.d. across the cell Allow 'measure I and V if the circuit is correct Allow 'measure voltmeter and ammeter readings' if the circuit is correct Possible ECF for incorrect symbol for variable resistor</p> |
| Total | | | 9 | |

| Question | | | Answer | Marks | Guidance |
|--------------|-----|------|--|-------------------------------|--|
| 26 | (a) | (i) | A and B move in opposite directions | B1 | <p>Allow A is moving up and B is moving down (or vice versa)</p> <p>Allow they have a phase difference of 180° or π (rad)</p> <p>Allow they are in antiphase</p> |
| | | (ii) | $\lambda = 0.80$ (m) $v = f\lambda$; $v = 75 \times 0.80$ $v = 60$ (m s ⁻¹) absolute uncertainty = $\frac{2.0}{40} \times 60$ absolute uncertainty = 3.0 (m s ⁻¹) | <p>C1</p> <p>A1</p> <p>A1</p> | <p>Allow 80 (cm) for this C1 mark</p> <p>Allow 1 mark for 30 (m s⁻¹) from the C1A1 marks; $\lambda = 0.40$ m used</p> <p>Note 60 ± 3 (m s⁻¹) scores full marks Allow 2 marks for 6000 ± 300 (m s⁻¹); λ in cm (POT error) Allow 2 marks for 30 ± 1.5 (m s⁻¹); $\lambda = 0.40$ m used</p> |
| | (b) | (i) | <p>Reflection (of progressive waves) at (fixed) end(s) / X / Y</p> <p>Superposition (of these waves gives rise to the stationary wave)</p> | <p>B1</p> <p>B1</p> | <p>Allow: 'interference' instead of 'superposition'</p> |
| | | (ii) | The wavelength is <u>twice</u> the length of cord / distance between X and Y | B1 | Allow $\lambda = 2XY$ or equivalent |
| Total | | | | 7 | |

| Question | | Answer | Marks | Guidance |
|--------------|-----|--|---|--|
| 27 | (a) | <p>-1.0 V to 2.6 V: $I = 0$ / negligible <u>and</u> $R = \infty$ / (very) large (AW)</p> <p>2.6 V to 3.0 V: R decreases</p> <p>3.0 V to 3.4 V: R decreases</p> <p>Justification of a B1 point in terms of $R = V/I$. For example to show:</p> <ul style="list-style-type: none"> R is infinite: $R = 2.0/0 = \infty$ R decreases: R calculated once and has $R = \infty$, or R calculated twice | <p>B1</p> <p>B1</p> <p>B1</p> <p>B1</p> | <p>Allow 'rapid decrease in R'</p> <p>Allow 'slow decrease in R' Not R is constant (because it is a straight line)</p> <p>Not $R = \text{gradient}^{-1}$ Ignore powers of 10 and units Note: V and I values within ± 1 small square</p> |
| | (b) | <p>(The circuit does not work because) the LED is reverse biased / incorrect polarity of the cell (AW)</p> <p>V must be <u>greater</u> than 2.6 (V for the LED to be lit)</p> <p>Use two (or more 1.5 V) <u>cells</u> (in series) / use a <u>supply</u> greater than 2.6 (V) / use a 3.0 (V) <u>supply</u></p> | <p>B1</p> <p>B1</p> <p>B1</p> | <p>Allow: (For the circuit to work) the LED must be forward-biased / 'reverse the LED' / 'reverse the cell'</p> <p>Allow ± 0.1 V Not V must be <u>equal</u> to / 'at least' 2.6 V Allow this mark even if the LED is reverse biased</p> <p>Note: This B1 mark can be scored on Fig. 27.2 Allow this mark even if the LED is reverse biased</p> |
| | (c) | $E = \frac{6.63 \times 10^{-34} \times 3.0 \times 10^8}{480 \times 10^{-9}} \quad \text{or} \quad E = 4.1(4) \times 10^{-19} \text{ (J)}$ $N = \frac{1.2 \times 10^{-3}}{4.1(4) \times 10^{-19}}$ $N = 2.9 \times 10^{15} \text{ (s}^{-1}\text{)}$ | <p>C1</p> <p>C1</p> <p>A1</p> | |
| Total | | | 10 | |

OCR (Oxford Cambridge and RSA Examinations)
1 Hills Road
Cambridge
CB1 2EU

OCR Customer Contact Centre

Education and Learning

Telephone: 01223 553998

Facsimile: 01223 552627

Email: general.qualifications@ocr.org.uk

www.ocr.org.uk

For staff training purposes and as part of our quality assurance programme your call may be recorded or monitored

Oxford Cambridge and RSA Examinations
is a Company Limited by Guarantee
Registered in England
Registered Office; 1 Hills Road, Cambridge, CB1 2EU
Registered Company Number: 3484466
OCR is an exempt Charity

OCR (Oxford Cambridge and RSA Examinations)
Head office
Telephone: 01223 552552
Facsimile: 01223 552553

© OCR 2016



GCE

Physics A

Unit **H156/02**: Depth in physics

Advanced Subsidiary GCE

Mark Scheme for June 2016

OCR (Oxford Cambridge and RSA) is a leading UK awarding body, providing a wide range of qualifications to meet the needs of candidates of all ages and abilities. OCR qualifications include AS/A Levels, Diplomas, GCSEs, Cambridge Nationals, Cambridge Technicals, Functional Skills, Key Skills, Entry Level qualifications, NVQs and vocational qualifications in areas such as IT, business, languages, teaching/training, administration and secretarial skills.

It is also responsible for developing new specifications to meet national requirements and the needs of students and teachers. OCR is a not-for-profit organisation; any surplus made is invested back into the establishment to help towards the development of qualifications and support, which keep pace with the changing needs of today's society.

This mark scheme is published as an aid to teachers and students, to indicate the requirements of the examination. It shows the basis on which marks were awarded by examiners. It does not indicate the details of the discussions which took place at an examiners' meeting before marking commenced.

All examiners are instructed that alternative correct answers and unexpected approaches in candidates' scripts must be given marks that fairly reflect the relevant knowledge and skills demonstrated.

Mark schemes should be read in conjunction with the published question papers and the report on the examination.

OCR will not enter into any discussion or correspondence in connection with this mark scheme.

© OCR 2016

Annotations

| Annotation | Meaning |
|-------------|--|
| BOD | Benefit of doubt given |
| CON | Contradiction |
| X | Incorrect response |
| ECF | Error carried forward |
| L1 | Level 1 |
| L2 | Level 2 |
| L3 | Level 3 |
| TE | Transcription error |
| NBOD | Benefit of doubt not given |
| POT | Power of 10 error |
| ^ | Omission mark |
| SF | Error in number of significant figures |
| ✓ | Correct response |
| ? | Wrong physics or equation |
| BP | Blank Page |

Abbreviations, annotations and conventions

| Annotation | Meaning |
|-------------------|---|
| / | alternative and acceptable answers for the same marking point |
| reject | Answers which are not worthy of credit |
| not | Answers which are not worthy of credit |
| Ignore | Statements which are irrelevant |
| Allow | Answers that can be accepted |
| () | Words which are not essential to gain credit |
| — | Underlined words must be present in answer to score a mark |
| ECF | Error carried forward |
| AW | Alternative wording |
| ORA | Or reverse argument |

CATEGORISATION OF MARKS

The marking schemes categorise marks on the MACB scheme.

- B** marks: These are awarded as independent marks, which do not depend on other marks. For a **B**-mark to be scored, the point to which it refers must be seen specifically in the candidate's answers.
- M** marks: These are method marks upon which **A**-marks (accuracy marks) later depend. For an **M**-mark to be scored, the point to which it refers must be seen in the candidate's answers. If a candidate fails to score a particular **M**-mark, then none of the dependent **A**-marks can be scored.
- C** marks: These are compensatory method marks which can be scored even if the points to which they refer are not written down by the candidate, providing subsequent working gives evidence that they must have known it. For example, if an equation carries a **C**-mark and the candidate does not write down the actual equation but does correct working which shows the candidate knew the equation, then the **C**-mark is given.
- A** marks: These are accuracy or answer marks, which either depend on an **M**-mark, or allow a **C**-mark to be scored.

Note about significant figures:

If the data given in a question is to 2 sf, then allow to 2 or more significant figures.
If an answer is given to fewer than 2 sf, then penalise once only in the entire paper.
Any exception to this rule will be mentioned in the Guidance.

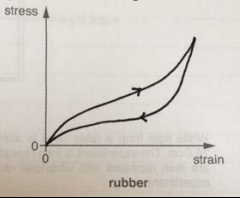
| Question | | Answer | Marks | Guidance | |
|----------|-----|---|--|--|--|
| 1 | (a) | Transverse: <u>vibrations / oscillations</u> are perpendicular / right angles to the direction of travel / energy transfer (AW) Longitudinal: <u>vibrations / oscillations</u> are parallel to / in the same direction as the direction of travel / energy transfer (AW) | B1 B1 | Allow 1 mark for 'For one of the waves, the oscillations / vibrations are at right angles and for the other they are parallel to the direction of travel' (AW) Not move for vibrations / oscillations Allow 1 mark for transverse (waves) can be polarised ORA | |
| | (b) | (i) | 40 (mV) | B1 | |
| | | (ii) | $(T =) 3 \times 0.5 = 1.5$ (ms) $f = 670$ (Hz) | C1 A1 | Note: Answer to 3 SF is 667 (Hz) Note: 0.67 or 0.667 scores 1 mark |
| | | (iii) | $(330 = 670 \times \lambda)$ $\lambda = 0.49$ (m) | B1 | Possible ECF from (b)(ii) Note: $\lambda = 0.495$ (m) if 667 Hz is used, therefore allow 0.50 or 0.5 (m) here |
| | (c) | Amplitude / height (of trace / signal) is smaller $I \propto A^2$ <u>and</u> amplitude (of sound or signal) is halved / amplitude is 2 div / amplitude is 20 (mV) | B1 B1 | Note this will also score the first B1 mark | |
| | | | Total | 8 | |

| Question | | | Answer | Marks | Guidance |
|----------|-----|------|---|----------|--|
| 2 | (a) | (i) | (When two or more waves meet at a point) the resultant <u>displacement</u> is equal to the sum of the <u>displacements</u> of the (individual) waves. | B1 | Allow: net / total for 'resultant' Not amplitude |
| | | (ii) | There is a constant / fixed phase difference (between the waves) | B1 | Allow constant / fixed phase relationship Ignore 'the frequency / wavelength is the same' Not the same phase difference Not zero phase difference |
| | (b) | | 1. λ 2. $\frac{3\lambda}{2}$ or 1.5λ | B1 B1 | |
| | (c) | | $\lambda = \frac{ax}{D}$ stated <u>and</u> D and λ are constants. Separation decreases (AW) | M1 A1 | Allow $x \propto a^{-1}$ Allow other correct answers, e.g. in terms of path difference and angles |
| | | | Total | 6 | |

| Question | | | Answer | Marks | Guidance |
|----------|-----|-------|--|----------------------------|---|
| 3 | (a) | (i) | $(t =) \frac{6.3}{9.8(1)}$ $(t =) 0.6(42\dots\text{s})$ | M1 A0 | Allow other correct methods, e.g: $(t) = \sqrt{\frac{2 \times 2.0}{9.8(1)}}$ or $(t) = \frac{2 \times 2.0}{6.3}$ Not $a = 10 \text{ m s}^{-2}$ Note t must be the unknown |
| | | (ii) | $(v_H =) \frac{18}{0.64}$ or $\frac{18}{0.6}$ $(v_H =) 28 \text{ (m s}^{-1}\text{)} \text{ or } 30 \text{ (m s}^{-1}\text{)}$ | M1 A0 | Note v must be the unknown |
| | | (iii) | $v = \sqrt{6.3^2 + 30^2}$ $v = 31 \text{ (m s}^{-1}\text{)}$ | C1 A1 | $v = \sqrt{6.3^2 + 28^2}$ Allow trigonometry methods $v = 29 \text{ (m s}^{-1}\text{)}$ Note 940 scores one mark |
| | (b) | (i) | $(E_k = \frac{1}{2}mv^2 = \frac{1}{2} \times 0.16 \times 30.7^2)$ $E_k = 75 \text{ (J)}$ | B1 | Possible ECF from (a)(iii) |
| | | (ii) | $(E_p = mgh = 0.16 \times 9.81 \times 2.0 =) 3.1 \text{ (J)}$ | B1 | Allow $(E_k = \frac{1}{2}mv^2 = \frac{1}{2} \times 0.16 \times 6.3^2) = 3.2 \text{ (J)}$ |
| | | (iii) | (b)(i) – (b)(ii) ; $(75 - 3.1)$ or $(E_k = \frac{1}{2} \times 0.16 \times 30^2)$ kinetic energy = 72 (J) | B1 | Possible ECF from (b)(i) and (b)(ii) Note: Answer is 63 (J) when 28 (m s ⁻¹) is used from (a)(ii) |
| | (c) | | The path is always below the original path The maximum height of path is reached before the front of the hockey goal | M1 A1 | |
| | | | Total | 9 | |

| Question | | Answer | Marks | Guidance |
|--------------|---------|--|--|---|
| 4 | (a) | (1 C =) (1) A s (1 J =) (1) kg m s ⁻² × m or (1) N = (1) kg m s ⁻² $V = \frac{\text{kg ms}^{-2} \times \text{m}}{\text{As}} = \frac{\text{kgm}^2\text{s}^{-2}}{\text{As}}$ $\text{kg m}^2\text{A}^{-1}\text{s}^{-3}$ | C1 C1 M1 A0 | Allow alternative methods Note this mark is for clear substitution and working |
| | (b) (i) | p.d. across 1.2 kΩ = 0.9 V $\frac{R_{LDR}}{1200} = \frac{5.1}{0.9}$ or determines current and $R = 5.1 / I$ $R_{LDR} = 6800 (\Omega)$ Or $5.1 = \frac{R}{R+1.2} \times 6.0$ $0.9R = 6.12$ or $0.15R = 1020$ $R_{LDR} = 6.8 (\text{k}\Omega)$ | C1 C1 A0 C1 C1 A0 | Allow: 6.8 k(Ω) Allow $\frac{6.8}{6.8+1.2} \times 6.0 = 5.1$ for two marks Allow: 6800(Ω) |
| | (ii) | $(I = \frac{5.1}{6800} = \frac{6}{8000} = \frac{0.9}{1200})$ current = 7.5×10^{-4} (A) | B1 | |
| | (c) | Resistance of LDR decreases / (total) resistance (of circuit) decreases (AW) Current / ammeter reading increases (AW) With increase in current the p.d. across (fixed) resistor / 1.2 kΩ resistor increases (AW) (For fixed e.m.f.) <u>voltmeter</u> reading decreases (AW) | M1 A1 B1 B1 | Allow p.d. across resistor increases / p.d. across LDR decreases / resistor has greater share of p.d. / LDR has smaller share of p.d. |
| Total | | | 10 | |

| Question | | Answer | Marks | Guidance |
|--------------|---------|---|----------------|--|
| 5 | (a) | $(V =) \frac{0.1}{5300}$ $1.89 \times 10^{-5} \text{ (m}^3\text{)}$ | M1 A0 | Note the mark is for substitution of values |
| | (b) (i) | To ensure whole cross-sectional area or end of the conducting putty is in contact with the metal plate (AW) | B1 | Not good electrical contact / reduces contact resistance / surface area |
| | (ii) | Use a (Vernier) caliper / micrometer (screw gauge) Repeat measurements <u>along</u> the conducting putty | B1 B1 | Allow ruler |
| | (c) (i) | 6.6 | B1 | Allow 6.56 Ignore 10^{-3} factor |
| | (ii) | $\left(\% \text{ uncertainty} = \frac{2 \times 0.001}{0.049} \times 100 =\right) 4.1 \%$ | B1 | Ignore significant figures Allow 4 % |
| | (d) (i) | Plots the missing point to less than a half small square Draws <u>straight</u> line of best fit | B1 B1 | Allow ECF from (c)(i) Penalise blob of half a small square or larger Allow ECF Expect to be balance of points about line of best-fit. Judge straightness by eye. Not a top point to bottom point line / not a top point to (2.0, 10) line |
| | (ii) | Gradient = $\frac{y_2 - y_1}{x_2 - x_1} = \frac{\Delta y}{\Delta x}$ gradient = 5700 (5550 – 5850) | M1 A1 | Not one R/L ² value using the line or a data point Ignore POT for M1 Allow ± 150 for the value of gradient Ignore units |
| | (e) | $\rho = 5700 \times 1.9 \times 10^{-5}$ $\rho = 0.108$ <u>given to 2 or 3 sf</u> $\Omega \text{ m}$ | C1 A1 B1 | Note: ECF from (d)(ii) Allow any subject for equation Not use of data points from table |
| Total | | | 13 | |

| Question | Answer | Marks | Guidance |
|----------|--|-----------------------|--|
| 6 (a) | <p>Level 3 (5–6 marks) Clear procedure, measurements and analysis</p> <p><i>There is a well-developed line of reasoning which is clear and logically structured. The information presented is relevant and substantiated.</i></p> <p>Level 2 (3–4 marks) Some procedure, some measurements and some analysis.</p> <p><i>There is a line of reasoning presented with some structure. The information presented is in the most-part relevant and supported by some evidence.</i></p> <p>Level 1 (1–2 marks) Limited procedure and limited measurements or limited analysis</p> <p><i>The information is basic and communicated in an unstructured way. The information is supported by limited evidence and the relationship to the evidence may not be clear.</i></p> <p>0 marks No response or no response worthy of credit.</p> | B1 x6 | <p>Indicative scientific points may include:</p> <p>Procedure</p> <ul style="list-style-type: none"> labelled diagram incremental increase in load / mass until wire breaks method of attaching wire at fixed end method of attaching load at other end use of safety screen / goggles to protect eyes method of securing retort stand <p>Measurements</p> <ul style="list-style-type: none"> measurement of load / mass measurement of diameter use micrometer to measure diameter averages diameter repeats experiment <p>Analysis</p> <ul style="list-style-type: none"> equation to determine force, e.g. mg equation to determine cross-sectional area or $A = \pi r^2$ (breaking) stress = (max) force / cross-sectional area or $\sigma = \frac{F}{A}$ |
| (b) | <p>Glass: A straight line from the origin.</p> <p>Rubber: A correct sketch for loading and unloading sections, with the graph starting and finishing at the origin.</p>  | B1 B1 | <p>Ignore arrows</p> <p>Allow either arrows or labelled curves</p> |
| | Total | 8 | |

| Question | Answer | Marks | Guidance |
|----------|--|-------|---|
| 7 (a) | <p>Level 3 (5–6 marks) Clear explanation of observations and clear evidence of particulate nature of electromagnetic waves</p> <p><i>There is a well-developed line of reasoning which is clear and logically structured. The information presented is relevant and substantiated.</i></p> <p>Level 2 (3–4 marks) Clear explanation of observations or clear evidence of particulate nature of electromagnetic waves or has limited explanation of observations and limited evidence of particulate nature of EM radiation</p> <p><i>There is a line of reasoning presented with some structure. The information presented is in the most-part relevant and supported by some evidence.</i></p> <p>Level 1 (1–2 marks) Has limited explanation of observations or limited evidence of particulate nature of EM radiation</p> <p><i>The information is basic and communicated in an unstructured way. The information is supported by limited evidence and the relationship to the evidence may not be clear.</i></p> <p>0 marks No response or no response worthy of credit.</p> | B1 | <p>Indicative scientific points may include:</p> <p>Explanation of Observations</p> <ul style="list-style-type: none"> • Discharge due to the emission of electrons / negative charge • Intensity depends on distance • <u>Rate</u> of incident photons is more at smaller distances • Greater intensity / rate of uv photons linked to quicker fall • uv causes instantaneous discharge • No effect with light • Intensity of light has no effect on the discharge • Natural discharge over a long period of time <p>Evidence of particulate nature of em</p> <ul style="list-style-type: none"> • Wave theory suggests leaf would fall with light • Photon as packet of energy • One to one interaction • uv <u>photon</u> greater energy than work function/greater frequency than threshold frequency • Light <u>photons</u> have less energy than the work function • $E = hf$ / photon energy depends on frequency • Energy of photon independent of intensity • Energy conserved in interaction • Einstein's equation (words or symbol) |

| Question | | Answer | Marks | Guidance |
|----------|-----|--|---|--|
| | (b) | $3.2 \times 1.6 \times 10^{-19}$ or $6.63 \times 10^{-34} \times 960 \times 10^{12}$ $E_{k \max} = 6.63 \times 10^{-34} \times 960 \times 10^{12} - 5.12 \times 10^{-19}$ $E_{k \max} = 1.2 \times 10^{-19}(\text{J})$ | C1 C1 A1 | Note answer to 3 SF is 1.24×10^{-19} (J) |
| | | Total | 9 | |

| Question | | Answer | Marks | Guidance |
|--------------|-----|---|------------------------------|---|
| 8 | (a) | (kinetic energy =) $1.6 \times 10^{-19} \times 300$ $eV = \frac{1}{2}mv^2$ $v = \sqrt{\frac{2 \times 1.6 \times 10^{-19} \times 300}{9.11 \times 10^{-31}}}$ speed = 1.03×10^7 (m s ⁻¹) | C1 C1 C1 A0 | Note 1.05×10^{14} scores 2 marks; omitted square rooting |
| | (b) | $\lambda = \frac{6.63 \times 10^{-34}}{9.11 \times 10^{-31} \times 1.0 \times 10^7}$ $\lambda = 7.3 \times 10^{-11}$ (m) | C1 A1 | Allow ECF from (a) Allow 2 marks for 7.1×10^{-11} , $v = 1.03 \times 10^7$ used |
| | (c) | Momentum / (kinetic) energy / speed (of electrons) increases / (de Broglie) wavelength decreases Radius / diameter of rings decreases / pattern becomes 'smaller' (AW) or the rings are now brighter | B1 B1 | |
| Total | | | 7 | |

OCR (Oxford Cambridge and RSA Examinations)
1 Hills Road
Cambridge
CB1 2EU

OCR Customer Contact Centre

Education and Learning

Telephone: 01223 553998

Facsimile: 01223 552627

Email: general.qualifications@ocr.org.uk

www.ocr.org.uk

For staff training purposes and as part of our quality assurance programme your call may be recorded or monitored

Oxford Cambridge and RSA Examinations
is a Company Limited by Guarantee
Registered in England
Registered Office; 1 Hills Road, Cambridge, CB1 2EU
Registered Company Number: 3484466
OCR is an exempt Charity

OCR (Oxford Cambridge and RSA Examinations)
Head office
Telephone: 01223 552552
Facsimile: 01223 552553

© OCR 2016

